



**GLOBAL
SOCIAL
LEADERS**

**GLOBAL SOCIAL LEADERS (GSL)
SUSTAINABLE DEVELOPMENT GOAL (SDG) COMPETITION 2017/18**

STUDENT AND TEACHER INFORMATION PACK
#GSLGoals



**GLOBAL
SOCIAL
LEADERS**



Contents

1. [Introduction to the GSL SDG Challenge](#)
2. [The Sustainable Development Goals](#)
3. [Searching for inspiration](#)
4. [Student Led Project Examples](#)
5. [Competition Phases & Timeline](#)
6. [Project Feedback Submission Form](#)
7. [Getting started checklist](#)
8. [Judge's Criteria, Recognition & Prizes](#)
9. [Useful resources and websites](#)
10. [Be inspired by other student teams!](#)



**Our aim is to establish a
network of future global
leaders who are equipped
to be leaders in their lives
and society**


1. Introduction to the GSL SDG Challenge

Firstly, congratulations on taking up the Global Social Leaders (GSL) Sustainable Development Goal (SDG) Challenge.

You are going to be at the forefront of developing and implementing a project that will allow us to achieve the Sustainable Development Goals (SDGs). The SDGs are an ambitious and transformative set of goals. We are launching this competition to provide young people like you, from around the world, the opportunity to develop, share and implement your ideas that will contribute towards raising awareness and achieving the SDGs.

The competition is designed to support dedicated students to become agents of change. To get your creative juices flowing, we want you to design a project to implement within your local community that will get us all closer to achieving the SDGs. Consider which of these goals are most relevant to your community. ***What is the problem that you are seeing? How can your team work to fix it?*** The potential for your project is large, so it's time to get started.

By joining this competition, you are joining a global movement of young people around the world who are determined to address these issues – you are a Global Social Leader.



2. The Sustainable Development Goals (SDGs)


The GSL SDG Student Competition challenges you to THINK GLOBAL and START a LOCAL project that contributes towards addressing the needs identified by the SDGs.

The SDGs are **“the biggest attempt in the history of the human race to make the world a better place.”** The SDGs run across countries, religions, politics, conflicts, and generations. There are 17 SDGs.

[Click here](#) to visit the **World’s Largest Lesson** – this web portal introduces the Sustainable Development Goals to young people and unites them in action. Make sure to spend time understanding each goal before getting started with your project planning.

THE GLOBAL GOALS

For Sustainable Development



3. Searching for inspiration

- **When looking for inspiration, start at home**
 - **What are the needs of your LOCAL community?**
 - Consider your school, your neighbourhood or your city.
 - **What small action(s) can you undertake to make a large impact?**
 - Do you want to reduce food waste?
 - Improve health and wellbeing through exercise or mindfulness?
 - Increase recycling efforts?
 - Plant trees in the surrounding areas to to improve local air quality?
 - Cut down water use within your school, community or home?
 - [Click here](#) for a list of easy ways to start taking action
 - Could your project be getting your whole school to take a few small steps!
Together this could create a BIG impact.
- **Everyone has a role to play in helping us reach the SDGs by 2030.**
- **Students across the world have been designing their own projects to contribute towards these goals. We have included some examples within this pack to inspire you. We also encourage you to explore the websites we have included in [Section 9](#) of this pack.**

4. Student Led Project Examples

SDG 1, 4 AND 10

Connecting Rio de Janeiro's youth through the power of music, Brazil.

MUST is a student led initiative set up to provide access to music education for some of Rio de Janeiro's most underprivileged youth.

SDG 12

Reducing water wastage in school, India.

Through a project investigation, students identified that water was being wasted due to a variety of factors . They had the leaks repaired, affixed aerators to faucets to reduce wastage, and devised a system to collect and recycle rainwater and unused drinking water for mopping floors and gardening.

SDG 4 AND 5

Improving access to education for children in Syria, UK

As part of a GSL project, the students at Townley Grammar school set up a book collection for schools in Syria, and fundraised for a women's microfinance loan in developing countries.

[Click here](#) to visit a website packed with example student action projects

5. Competition Phases & Timeline

IDEA GENERATION

You can submit your project plan for feedback from the GSL team at anytime, we encourage you to do this as early as possible but you need a plan first!

We will provide feedback on your project ideas and progress.

See [Section 6](#) for how to submit your project.

IMPLEMENTATION

Teams implement their project plans and turn their ideas into reality.

You can submit your project progress for further feedback from the GSL team during this phase.

PLEASE NOTE: All teams must share their project plans with their teacher before implementing them.

SUBMISSION

Team reflection and submission of evidence of impact on yourselves and others.

Please see [Section 8](#) for our Judging Criteria.

We will provide you with further details on how to submit your project report closer to the deadline.

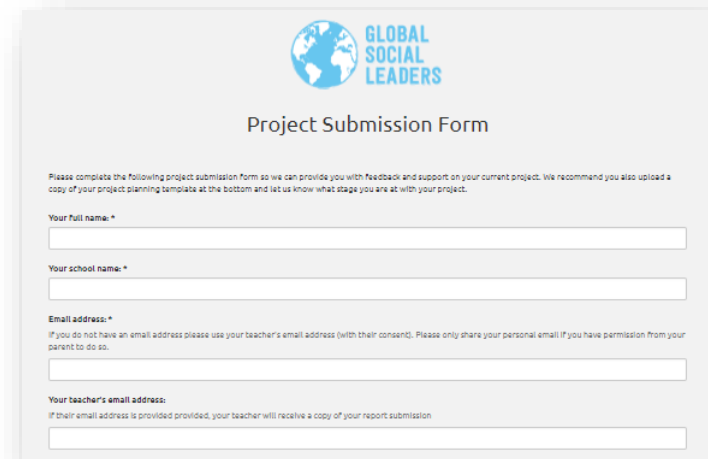
6. Project Feedback Submission Form

[Click here](#) to submit your project progress and plan for feedback from the GSL team.

During submission please use your teacher email address (with their permission). We will then send a feedback report by email to your teacher, to share with your team.

We will aim to provide feedback within 7 days of submission.

[Click here](#) to download a project plan template to help you with your planning.



The image shows a screenshot of the 'Project Submission Form' from Global Social Leaders. At the top, there is a logo with a globe and the text 'GLOBAL SOCIAL LEADERS'. Below the logo, the title 'Project Submission Form' is centered. A paragraph of instructions follows: 'Please complete the following project submission form so we can provide you with feedback and support on your current project. We recommend you also upload a copy of your project planning template at the bottom and let us know what stage you are at with your project.' The form contains four input fields, each preceded by a label and an asterisk: 'Your full name: *', 'Your school name: *', 'Email address: *', and 'Your teacher's email address:'. Below the 'Email address: *' label, there is a smaller line of text: 'If you do not have an email address please use your teacher's email address (with their consent). Please only share your personal email if you have permission from your parent to do so.' Below the 'Your teacher's email address:' label, there is another line of text: 'If their email address is provided provided, your teacher will receive a copy of your report submission'.

7. a) Getting started checklist

We have developed a short checklist to help you get started.

Project Planning:	Guidance notes
Meet with your school senior management to get permission to start	To establish a GSL project we require you to have the support of your school. By seeking permission at the start, this will enable you to be able to recruit students within your school and fundraise within school. We ask that you have at least one member of staff who will support your registration and who you will discuss your plans with and seek approval before implementing your project.
Form your GSL Project Team	To enter the competition, you will need to form a team of three to seven students from within your school. You should aim to form a team that works well together, but that brings a good mix of skills and resources. Think about the roles that each person will play within the team.
Schedule weekly team meeting	To avoid spending time organising meetings we advise agreeing a weekly 'GSL project' management meeting time and location.
Research the SDGs and develop your idea	It is important to get a better understanding of the SDG's before you start. Have a look through the recommended websites listed in Section 9 of this pack to find out more about each SDG and their indicators. Work together as a group to decide what your team would like to tackle. Aim high but be realistic about what you can achieve within 6 months. Always consider the long term sustainability of the project (you will be judged on this!).
Develop, submit and refine your project plan	The first stage of the competition is idea generation and project planning. Teams are required to submit their project plans and progress at the following link: https://www.globalsocialleaders.com/submission/ . You will be able to receive feedback from your teachers and from the Future Foundation, so you are encouraged to submit your plans as soon as possible.

7. b) Getting started checklist

Action:	Guidance notes
Identify if you need funds to deliver your project, source in-kind donations, and set up a fundraising plan if needed	Using your project plan, work out what you may need to buy. Before starting to fundraise we encourage you to explore if you can get these items donated. Many of our teams have managed to get most of their equipment for projects for free. Once you have worked out what you need to buy and cannot get via donations, this creates a target for you to fundraise. You should then decide what activities you want to do to raise funds. Most projects can be implemented with very little if any funding. If you need inspiration for fundraising ideas click here. Please note, <u>your project should NOT have fundraising as the main target/goal</u> , instead you should be focused on tackling an issue that you can have an impact on.
Complete a baseline survey to capture your impact	Before you start your project, you should carry out research on the need for your project and this will then enable you to measure if your project is successful.
Start project	As soon as possible, put dates in the diary and start your project. Do not let weeks pass without action. Ideas are nice, but it's the actions you take that will create change in the world.
Take photos and videos of project	Capture what you do and your projects journey. Your photos will help you to document your project, recruit others to support you in the future and with fundraising activities. A picture speaks a 1000 words. If other people have benefitted from your project interview them on camera (with their permission!).
Write a press release for school & local newspapers about your project	To raise awareness of your project and its impact. The UN wants to raise awareness and understanding of the importance of the SDGs. Your project will help to do this if you share it!
Impact:	Guidance notes
Complete and submit your final project report	In order to complete the competition and be eligible for recognition, prizes and a Certificate, you will be required to submit a final report. You are asked to draw upon your team reflections, an overview of the project implementation and evidence of the impact of your project. Please review the Judge's Criteria in Section 8 of this pack. Further guidance will be provided.

8. Judge's Criteria, Recognition & Prizes

1. Your team's learning and knowledge gained

- a) Share the learning you have had in your team and skills developed
- b) Demonstrate knowledge gained on your community by your team
- c) Understanding of the SDGs

2. Your impact on others and the community

- a) Measure and demonstrate the impact made by your project on the SDG(s) you selected
- b) Number of students, people and organisation involved or impacted
- c) Number of hours spent on the project

3. Special Recognition

- a) Involving other people and partners in your projects
- b) Created a project that is sustainable

Recognition & Prizes

- All participants (who submit a project report) will receive a named certificate at the end of the programme
- The winning team will be invited to attend a **GSL Catalyst Programme**
 - Prize excludes travel expenses and is limited to up to 7 students
- All participants in this programme are entitled to a discounted place on our other GSL programmes

9 a). Useful resources and websites

Website overview	Website link
UN ideas for how anyone can take action starting with a few easy steps	http://www.un.org/sustainabledevelopment/takeaction/
World's Largest Lesson introduces the SDGs to children and young people everywhere and unites them in action	http://worldslargestlesson.globalgoals.org/
Project Everyone seeks to put the power of great communications behind The Sustainable Development Goals	https://www.project-everyone.org/ http://www.project-everyone.org/films/
SDGS icons downloads and guidelines	https://sustainabledevelopment.un.org/sdgs
Food Recovery Network unites students on college campuses to fight food waste	https://www.foodrecoverynetwork.org/
Discover powerful tools and resources	http://www.localizingthesdgs.org/
Download the SDGs in Action app	https://sdgsinaction.com/
Sustainable Development Goals Factsheet	http://www.un.org/sustainabledevelopment/wp-content/uploads/2015/08/Factsheet_Summit.pdf

10. Be inspired by other student teams!

- We are excited to share Sustainable Development Goal (SDG) projects that will be taking place to create positive social change in communities around the world over the coming year.
- [Click here](#) to find out about each team's project plans for 2017-18. Later in the year each school team will submit a report on their project and their impact.



Improve Access To Healthcare in Alexandria

The British School, Alexandria



Responsible Consumption

The British School In Tokyo



Revive the nature related traditions!

Transylvania College



Better health for better life

British School in Baku



Handful of Books

International Community School Amman



Romanian Street Dogs Appeal

British School of Bucharest



Chess the community!

Transylvania College



English Language Project

The British School Caracas



Solar and Vegan Power

British School of Bucharest



**SUSTAINABLE
DEVELOPMENT**

Sustainable Development Goals –
Find out more

Contact Us

If you have any questions please contact the organisers about the student competition:

- Email: Social.leaders@future-foundations.co.uk
- Telephone: +44 (0) 20 34 32 34 50
- Follow our updates online using our hashtag #GSLGoals @FutureFound

Global Social Leaders Project Director:

Jonathan Harper FRSA

CEO, Future Foundations

- Email: jonathan.harper@future-foundations.co.uk
- Address: Future Foundations, 2A Stormont Road, Battersea, London, SW11 5EN, United Kingdom

For more information about Future Foundations, please visit our websites:

- www.future-foundations.co.uk
- www.globalsocialleaders.com



GLOBAL
SOCIAL
LEADERS

#globalgoals

I always wondered why
somebody didn't do something
about that, then I realised
I was somebody.